




# Manual of Harper



- A: the longest screws.
- B: the middle screws.
- C: the two pcs for the angle.
- D: the 8 pcs of screws for the rear leg




1. Fix the screw A.
2. Fix the screw C.



3. Fix the screw B with nut

5. Fix the screw D with the rear leg.



4. Fix the screw B with nut